

YLZ-32


## SEDEF NACRE & VARAK LEAF

Uygulama yapılacak yüzey kuru, temiz, düzgün ve tozdan arındırılmış olmalıdır. Açılı yüzeye uygulanmış Yalaz Astar üzerine 24 saat sonra veya talep edilen Yalaz Dekoratif Dream Color rengine yakın tonda yarı mat veya mat son kat uygulaması tek kat yapılır. Uygulamadan 4 saat sonra Dream Color Boya ikinci kat olarak duvara uygulanır. Uygulanan boya kurumadan kelebek rulo ile desen verme işlemi tamamlanır.

Not: Uygulama yapacak olan kişinin talebine göre dekoratif boya efekt boya aparatları ile farklı desenler boya uygulanan yüzeyde kurumadan önce yapılabilmektedir.

Ensure the surface is clean, dry, smooth and free from dust before application. After 24 hours later Yalaz Primer should be apply on surface or similar tone to decorative nacre color semimat or matt topcoat paint can apply as basecoat before application of Decorative nacre topcoat paint. Dream Color Decorative paint should apply on surface as second coat after 4 hours later. Before paint is dry, within the butterfly role, different pattern effect should apply.


Note: If a different effect is desired, for second coat before drying, can apply with different effect tools.




YLZ-29




YLZ-04




YLZ-27




YLZ-01




YLZ-12




YLZ-09




YLZ-21




YLZ-08




YLZ-19



YLZ-25



YLZ-23



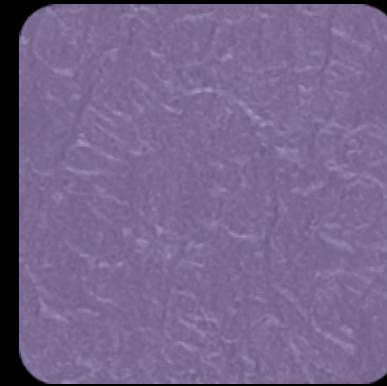
YLZ-24




YLZ-06




YLZ-03




YLZ-15



YLZ-16




YLZ-13




YLZ-05




YLZ-18




YLZ-17



YLZ-10



YLZ-31



301 Sim Şampanya



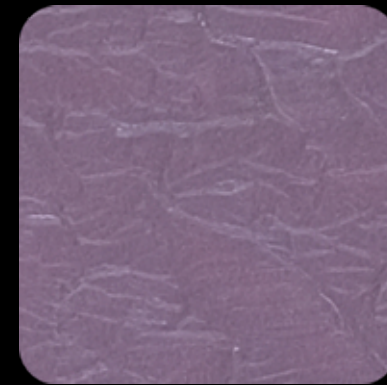
402 Sim Lila




YLZ-30




YLZ-26




YLZ-02



YLZ-14




YLZ-28




YLZ-07




YLZ-20



YLZ-11



YLZ-22




503 Sim Bej



705 Sim Krem



806 Sim Füme



604 Sim Bordo

## SEDEF NACRE & VARAK LEAF

Uygulama yapılacak yüzey kuru, temiz, düzgün ve tozdan arındırılmış olmalıdır. Açılı yüzeye uygulanmış Yalaz Astar üzerine 24 saat sonra veya talep edilen Yalaz Dekoratif Dream Color rengine yakın tonda yarı mat veya mat son kat uygulaması tek kat yapılır. Uygulamadan 4 saat sonra Dream Color Boya ikinci kat olarak duvara uygulanır. Uygulanan boya kurumadan kelebek rulo ile desen verme işlemi tamamlanır.

Not: Uygulama yapacak olan kişinin talebine göre dekoratif boya efekt boya aparatları ile farklı desenler boya uygulanan yüzeyde kurumadan önce yapılabilmektedir.

Ensure the surface is clean, dry, smooth and free from dust before application. After 24 hours later Yalaz Primer should be apply on surface or similar tone to decorative nacre color semimat or matt topcoat paint can apply as basecoat before application of Decorative nacre topcoat paint. Dream Color Decorative paint should apply on surface as second coat after 4 hours later. Before paint is dry, within the butterfly role, different pattern effect should apply.

Note: If a different effect is desired, for second coat before drying, can apply with different effect tools.